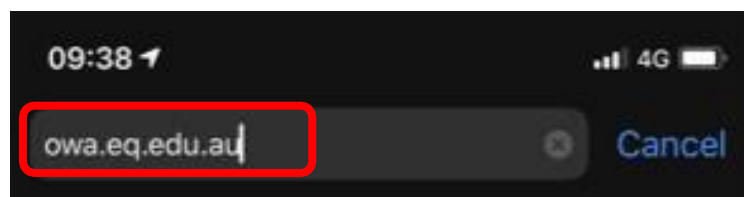


How to Access Student Emails from an Apple Device

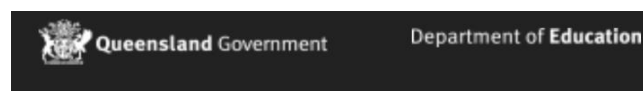
1. Open Safari.



2. In the URL bar at the top, go to owa.eq.edu.au



3. Enter the student's username and password, tick the box next to the "I agree to the [conditions of use and privacy statement](#)" and tap on "Sign In".



Managed Internet Service

Sign in with your username and password

Username *

Username

Password *

Password

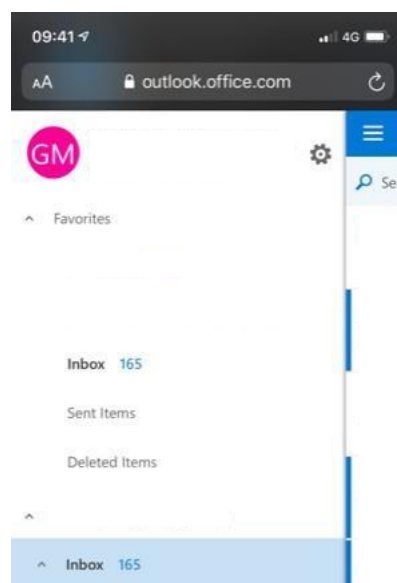
I agree to the [conditions of use and privacy statement](#)

Sign in

4. Tap on "Yes" when asked to stay signed in.

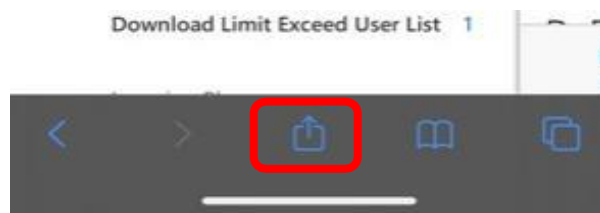


5. The student's inbox should load as below

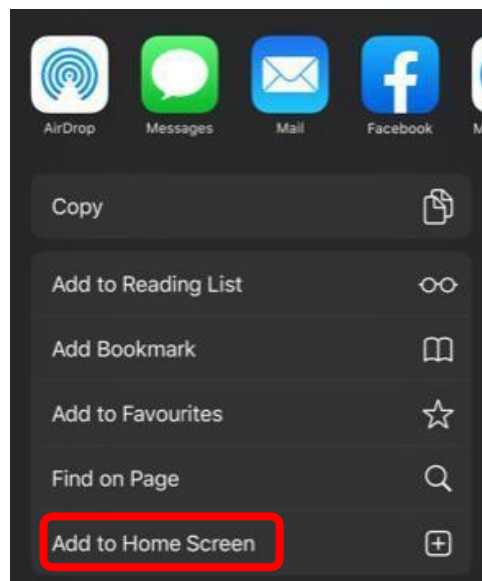


If you would like a link placed on your device's home screen, do the following

1. Tap on the Share button. The Share button looks like a box with an arrow pointing up from it.



2. Tap on Add to Home Screen.



3. Tap on Add.

